

المادة 10 (2007) .

4.1

4.1

1.

2.

4.

6.

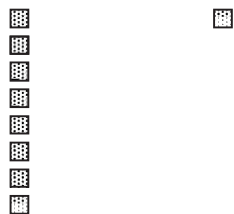




Fig. 7 Detection of miss-alignment by use of matrix display

Fig. 9 Relation between attenuation band widths measured using the system and nugget diameters

... ..

9

2.

0.5

5.

... ..

- (1)
- (2)

...

- 1)
- 2)